



SIB

Società Italiana del Basicranio

**HYBRID
EVENT**

XVI National Congress SIB



**MULTIDISCIPLINARY
TREATMENTS
FOR SKULL BASE
DISEASES**

**University of Insubria
Varese | Italy**

**November 11th-12th
2021**

Congress President
Paolo Castelnuovo

Honorary Guest
Ricardo Carrau

*Columbus, Ohio, USA
President North American
Skull Base Society*

Final Program





SIB

Società Italiana del Basicranio

XVI National Congress SIB



**HYBRID
EVENT**

MULTIDISCIPLINARY TREATMENTS FOR SKULL BASE DISEASES

University of Insubria, Varese – Italy

November 11th-12th, 2021

Congress President

Paolo Castelnuovo

University of Insubria, Varese

Guest of honour

Ricardo Carrau

The Ohio State University, Columbus, OH, USA
President of North American Skull Base Society

Scientific Secretariat

Mario Turri-Zanoni

Fabio Pozzi

University of Insubria, Varese

**Scientific Board of the
Italian Skull Base Society - SIB**

Paolo Castelnuovo

Davide Locatelli

Dimitri Rabbiosi

Claudio Bernucci

Maurizio Iacoangeli

Marco Kregli

Marcello Marchetti

Roberto Pareschi

Angelo Pompucci

Under the auspices of



UNIVERSITÀ DEGLI STUDI
DELL'INSUBRIA



**EUROPEAN
SKULL BASE
SOCIETY**



Associazione Italiana di Neuro-Oncologia



Associazione Italiana
Radioterapia e Oncologia clinica



ITALIAN ACADEMY
OF RHINOLOGY



SICMF

Società Italiana Chirurgia Maxillo-Facciale




SiNch®
SOCIETÀ ITALIANA
NEUROCHIRURGIA



Società Italiana
di Otorinolaringoiatria
e Chirurgia
Cervico-Facciale



SISNO
SCIENZE
NEUROLOGICHE
SPEDALIERE



Dear Friends and Colleagues,

we are really delighted to present you the 16th edition of the National Congress of the Italian Skull Base Society - SIB - that will be held in hybrid format. This means that keynote lectures and Round Tables will be discussed by experts "in person" together with special guests connected online. The audience will be connected online to a platform, with possibility for Q&A using live chat during sessions."

We believe that a multidisciplinary approach of skull base disorders is the only way to effectively manage a complex and "borderline" anatomical region such as the skull base. For this reason, the contribution of neurosurgeons, otolaryngologists, maxillofacial surgeons, ophthalmologists and plastic and reconstructive surgeons cannot leave aside the support of dedicated neuroradiologists and pathologists, as well as it must always be integrated with the new therapeutic possibilities offered by the radiation therapists and medical oncologists.

The 16th National Congress of the Italian Skull Base Society was born in this "patient-centered" multidisciplinary perspective and it will include all the leading Italian experts involved in the treatment of paranasal sinuses and anterior skull base diseases, in the orbital and transorbital approaches, in the treatment of lateral skull base pathologies, and in the management of pituitary lesions and cavernous sinus. The formula of this edition of the National Congress will be designed in order to stimulate an open discussion between different specialists, just as it happens in the multidisciplinary team meetings that we all experience in our daily clinical practice.

Following our tradition, cutting-edge experts has been invited and they will be available for open professional exchanges in all the hot topics we deal with every day.

We will also have the privilege of having with us a renowned international guest faculty such as Prof. Ricardo Carrau, The Ohio State University, USA, President of the North American Skull Base Society - NASBS - who will present a keynote Lecture on the future directions of skull base surgery. It will be a unique opportunity for professional exchanges and growth, which underlines the close collaboration between the Italian Skull Base Society, an accredited member of the European Skull Base Society - ESBS - and the American Skull Base Society.

We are actively working so that this 16th National Congress can be really useful and interesting for all of us. We are sure that it will be a valid opportunity to intensify the already started collaborations as well as to become aware of innovations offered by several Italian centers of excellence, which will further enrich our scientific and professional skills and open new treatment options for our patients.

See you online in November 11th-12th 2021.

Best regards,
Paolo Castelluccio



SIB

Società Italiana del Basicranio

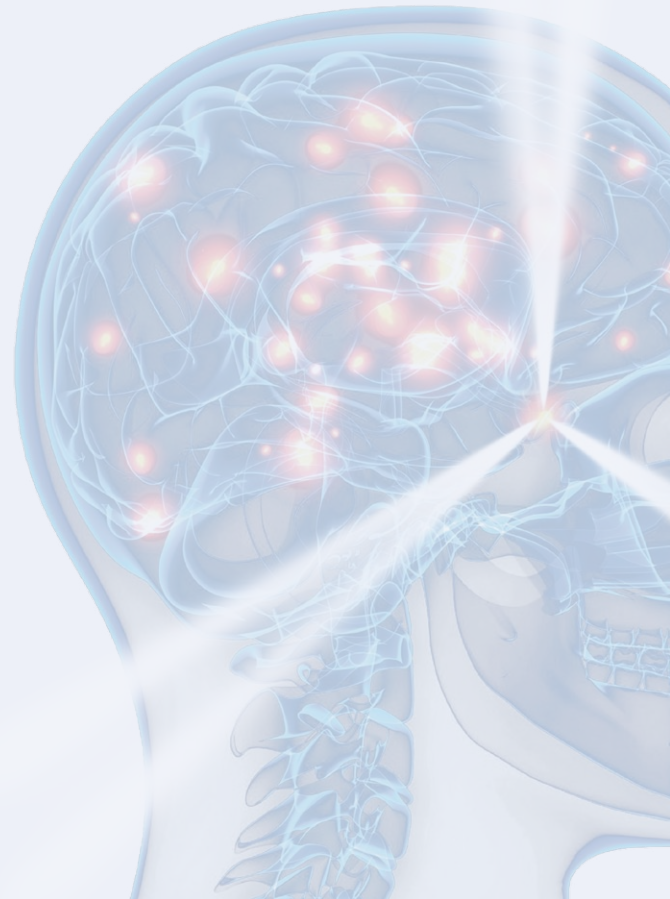


Italian Faculty

Battaglia Paolo, ENT, Varese
Bossi Paolo, ONCOLOGY, Brescia
Canevari Frank Rikki, ENT, Genova
Cappabianca Paolo, NS, Napoli
Castelnuovo Paolo, ENT, Varese
Catapano Giuseppe, NS, Napoli
Cavallo Luigi, NS, Napoli
Dallan Iacopo, ENT, Pisa
Danesi Giovanni, ENT, Bergamo
Fariselli Laura, RT, Milano
Ferrolì Paolo, Milano
Germano' Antonino, NS, Messina
Iacoangeli Maurizio, NS, Ancona
Iannalfi Alberto, RT, Pavia
Locatelli Davide, NS, Varese
Marchetti Marcello, RT, Milano
Maroldi Roberto, RADIOLOGY, Brescia
Masotto Barbara, Verona
Mazzatenta Diego, NS, Bologna
Nicolai Piero, ENT, Padova
Orlandi Ester, RT, Milano
Ottaviano Giancarlo, ORL, Padova
Pareschi Roberto, ENT, Legnano
Pasquini Ernesto, ENT, Bologna
Poli Tito, MAX-FACIAL, Parma
Pompucci Angelo, NS, Latina
Sanna Mario, ENT, Piacenza
Sessa Fausto, PATHOLOGIST, Varese
Stefini Roberto, NS, Legnano
Taibah Abdel Kader, NS, Piacenza
Turri Zanoni Mario, ENT, Varese
Vischioni Barbara, RT, Pavia

International Faculty

Bleier Benjamin S., ENT, Boston USA
Carrau Ricardo, ENT, Columbus USA
Deopujari Chandrashekar, NS, Bombay India
Froelich Sebastien, NS, Paris France
Herman Philippe, ENT, Paris France
Tatagiba Marcos, NS, Tubinga Germany



Faculty Online

Agosti Edoardo, *NS, Brescia*

AlQahtani Abdulaziz, *ENT, Riyadh Saudi Arabia*

Baban Muaid Aziz, *ENT, Sulaymaniyah Iraq*

Bernucci Claudio, *NS, Bergamo*

Biglioli Federico, *MAX-FACIAL, Milano*

Bignami Maurizio, *ENT, Como*

Bresson Damien, *NS, Paris France*

Colletti Giacomo, *MAX-FACIAL, Milano*

Colombo Giovanni, *ENT, Rozzano*

D'Avella Domenico, *NS, Padova*

De Notaris Matteo, *NS, Benevento*

Doglietto Francesco, *NS, Brescia*

Dragonetti Alberto, *ENT, Milano*

Emanuelli Enzo, *ENT, Padova*

Facco Carla, *PATHOLOGIST, Varese*

Ferrel Fabio, *ENT, Rozzano, MI*

Fiore Maria Rosaria, *RT, Pavia*

Georgalas Christos, *ENT, Athene Greece*

Iannalfi Alberto, *RT, Pavia*

Iannetti Giorgio, *MAX-FACIAL, Roma*

Karligkiotis Apostolos, *ENT, Varese*

Krengli Marco, *RT, Novara*

Lasio Giovanni Battista, *NS, Milano*

Levivier Marc, *NS, Lausanne Switzerland*

Mazzoni Antonio, *ENT, Padova*

Mevio Niccolò, *ENT, Milano*

Mokry Michael, *NS, Graz Austria*

Niemczyk Kazimierz, *ENT, Warszawa Poland*

Picozzi Piero, *RT, Milano*

Pinna Giampietro, *NS, Verona*

Pistochini Andrea, *ENT, Varese*

Pozzi Fabio, *NS, Varese*

Prepageran Narayanan, *ENT, Malaya Malaysia*

Rabbiosi Dimitri, *MAX-FACIAL, Milano*

Rigante Mario, *ENT, Roma*

Saladino Andrea, *NCH, Milano*

Schreiber Alberto, *ENT, Brescia*

Shawkat Alaa Abdulrahman, *ENT, Dublin Ireland*

Solari Domenico, *NS, Napoli*

Stefini Roberto, *NS, Legnano*

Tomasello Francesco, *NS, Messina*

Tomazic Peter Valentine, *ENT, Graz Austria*

Turri-Zanoni Mario, *ENT, Varese*

Valentini Valentino, *MAX-FACIAL, Roma*

Vischioni Barbara, *RT, Pavia*

Zanoletti Elisabetta, *ENT, Padova*

Zenga Francesco, *NS, Torino*

Zhou Bing, *ENT, Beijing China*

ON DEMAND CONTENTS

| always available |

■ PERCORSO NON ACCREDITATO ECM ■

HISTORY SESSION

The Evolution of Skull Base Treatments

- The ENT perspective
Antonio Mazzoni
- The MAX FAX perspective
Giorgio Iannetti
- The Neurosurgeon perspective
Francesco Tomasello
- The Radiation Oncologist perspective
Marco Krengli

INVITED FACULTY LECTURES

ORAL COMMUNICATIONS

Thursday, November 11th, 2021

| LIVE SESSION |

SYMPOSIA offered by Industry

■ PERCORSO NON ACCREDITATO ECM ■

Symposium **STORZ**
KARL STORZ – ENDOSKOPE

10.30 AM
11.30 AM

LIVE SESSION

“INNOVATIVE TECHNOLOGIES IN SKULL BASE SURGERY”

Innovations in endoscopic endonasal surgery:
where do we stand?

Paolo Castelnuovo

The role of intraoperative navigation system
in sinonasal and skull base surgery

Mario Turri-Zanoni

The 3D vision: endoscopic endonasal surgery
and 3D-VITOM exoscope-assisted skull base
surgery

Paolo Battaglia

Diving endoscopic technique in pituitary and
skull base surgery

Davide Locatelli

Symposium **SANOFI GENZYME**

12.00 PM
01.00 PM

LIVE SESSION

“DUPILUMAB: THE NEW APPROACH TO TREAT CRSwNP IN REAL LIFE”

Moderator: **Paolo Castelnuovo**

Speaker: **Giovanni Danesi**
Giancarlo Ottaviano

Thursday, November 11th, 2021

| LIVE SESSION |

■ PERCORSO ACCREDITATO ECM ■

01.30 PM Registration

02.00 PM Opening remarks
President of the Italian Skull Base Society,
Paolo Castelnuovo

02.15 PM LECTIO MAGISTRALIS:
"The future of skull base surgery:
where do we stand and where are we going?"
Ricardo Carrau

02.45 PM **FIRST SESSION**
05.00 PM **PITUITARY AND MIDDLE FOSSA**

02.45 PM FOCUS LECTURE:
"Sellar and parasellar approaches: what's new?"
Davide Locatelli

03.15 PM FOCUS LECTURE:
"Middle Cranial Fossa Approaches:
state of the art"
Paolo Cappabianca

03.45 PM ROUND TABLE: EXPERT PANEL
Moderator: **Maurizio Iacoangeli**
Panelist: **Frank Rikki Canevari, Luigi Cavallo,
Chandrashekar Deopujari,
Davide Locatelli, Ernesto Pasquini**

05.00 PM **SECOND SESSION**
07.15 PM **POSTERIOR FOSSA**

05.00 PM FOCUS LECTURE:
"Innovations in Clival chordoma management"
Sebastien Froelich

05.30 PM FOCUS LECTURE:
"Neurovascular conflicts in the posterior
cranial fossa"
Marcos Tatagiba

06.00 PM ROUND TABLE: EXPERT PANEL
Moderator: **Angelo Pompucci**
Panelist: **Giuseppe Catapano,
Alberto Iannalfi,
Laura Fariselli, Antonino Germanò,
Diego Mazzatenta**

07.30 PM **PM ONLINE GENERAL ASSEMBLY
of SIB MEMBERS and opening of
online election for the renewal of the Board**

Open coffee from 04.00 PM to 05.00 PM

Friday, November 12th, 2021

| LIVE SESSION |

■ PERCORSO ACCREDITATO ECM ■

08.30 AM **THIRD SESSION**

10.15 AM **LATERAL SKULL BASE**

08.30 AM "UGO FISCH" OPENING LECTURE:
"Acoustic neuroma treatments: from tradition
to modernity – critical edges"
Mario Sanna

09.00 AM ROUND TABLE: EXPERT PANEL

Moderator: **Roberto Pareschi**

Panelist: **Giovanni Danesi, Paolo Ferroli,
Marcello Marchetti,
Barbara Masotto, Roberto Stefini,
Abdelkader Taibah**

10.15 AM **FOURTH SESSION**

12.00 PM **PARANASAL SINUSES, ANTERIOR SKULL BASE**

10.15 AM FOCUS LECTURE:
"Endoscopic endonasal skull base reconstruction:
from CSF-leaks to expanded approaches"
Philippe Herman

10.45 AM ROUND TABLE: EXPERT PANEL

Moderator: **Paolo Battaglia**

Panelist: **Paolo Bossi, Roberto Maroldi,
Piero Nicolai, Ester Orlandi,
Fausto Sessa**

12.00 PM **FIFTH SESSION**

01.45 PM **ORBIT**

12.00 PM FOCUS LECTURE:
"360° approaches to the orbit:
from tradition to innovations"
Benjamin S. Bleier

12.30 PM ROUND TABLE: EXPERT PANEL

Moderator: **Paolo Castelnovo**

Panelist: **Iacopo Dallan, Davide Locatelli,
Tito Poli, Barbara Vischioni**

01.45 PM **Presentation of the new-elected SIB Board**
Closing remarks and greetings from the
new SIB President

Open coffee from 10.30 AM to 11.30 AM

MULTIDISCIPLINARY TREATMENTS FOR SKULL BASE DISEASE

ON DEMAND CONTENTS

| always available |

■ PERCORSO NON ACCREDITATO ECM ■

HISTORY SESSION

The Evolution of Skull Base Treatments

INVITED FACULTY LECTURES

ORAL COMMUNICATIONS

SYMPOSIA offered by Industries

“ON DEMAND” contents

| INVITED FACULTY LECTURES - LOD |

TOPIC: ANTERIOR SKULL BASE

- LOD06** Quantitative Anatomical Comparison of Endoscopic Transnasal and Microsurgical Transcranial Approaches to the Anterior Cranial Fossa
Edoardo Agosti
- LOD01** Nasoseptal flap for skull base reconstruction: indications and outcomes
Baban Muaid Aziz
- LOD02** Juvenile Angiofibroma: a reappraisal of current evidences in staging systems and surgical management
Maurizio Bignami
- LOD03** Innovations in the management of sinonasal inverted papilloma
Alberto Dragonetti
- LOD04** Endoscopic management of CSF-leak: outcomes and factors associated with failure
Enzo Emanuelli
- LOD05** INI-1 deficient sinonasal carcinoma: update in diagnosis
Carla Facco
- LOD07** Frontal sinus osteoma surgery: when and how?
Christos Georgalas
- LOD08** Irradiation modalities for skull base meningioma: current trends
Alberto Iannalfi
- LOD09** Far lateral frontal sinus approaches: indications and outcomes
Apostolos Karligkiotis

"ON DEMAND" contents

| INVITED FACULTY LECTURES - LOD |

LOD10 Radiotherapy in the treatment of extracranial hemangiopericytoma/solitary fibrous tumor
Marco Krengli

LOD11 TBD
Levivier Marc

LOD12 Intracranial complications of rhinosinusitis
Fabio Ferrelì

LOD13 TBD
Michael Mokry

LOD14 TBD
Fabio Pozzi

LOD15 Surgery for anterior skull base meningioma: state of the art
Roberto Stefani

LOD16 Molecular biomarkers in sinonasal cancers: new frontiers in diagnosis and treatment
Mario Turri Zanoni

LOD17 Use of microvascular free flaps in the reconstruction of the anterior and middle skull base
Valentino Valentini

LOD18 TBD
Francesco Zenga

LOD19 Indications and outcomes for prelacrima approach
Bing Zhou

TOPIC: LATERAL SKULL BASE & MISCELLANEOUS

LOD20 Reanimation Surgery for Facial Nerve Paralysis
Federico Biglioli

LOD21 Microendoscopic Surgery of Middle Ear and Petrous Bone: Benefits Analysis
Giovanni Colombo

LOD22 The importance of cadaver Lab dissection training for junior surgeons
Niccolò Mevio

LOD23 Treatment of petrosal cholesteatoma with intracranial extension
Kazimierz Niemczyk

LOD24 RT nella nevralgia trigeminale
Piero Picozzi

LOD25 Traumatic skull base fractures: know how to do
Dimitri Rabbiosi

LOD26 Transmeatal microsurgery for intralabyrinthine and intrameatal schwannomas
Elisabetta Zanoletti

TOPIC: MIDDLE AND POSTERIOR SKULL BASE

LOD27 Internal Carotid Injury in Expanded Endoscopic Endonasal Skull Base Surgery: risk factors and principle for effective management
Abdulaziz AlQahtani

LOD28 TBD
Claudio Bernucci Bergamo

"ON DEMAND" contents

| INVITED FACULTY LECTURES - LOD |

-
- LOD29** TBD
Damien Bresson
-
- LOD30** TBD
Domenico D'Avella
-
- LOD31** ICG and pituitary adenomas invading the cavernous sinus
Matteo De Notaris
-
- LOD32** TBD
Francesco Doglietto
-
- LOD33** Proton and carbon ion radiotherapy in skull base chordomas
Alberto Iannalfi
-
- LOD34** The role of multidisciplinary approach in the management of pituitary adenoma
Giovanni Battista Lasio
-
- LOD35** TBD
Giampietro Pinna
-
- LOD36** Benign notochordal lesions of the posterior clivus: clinical, radiological and surgical aspects
Andrea Pistochini
-
- LOD37** Endoscopic approaches to infratemporal fossa tumors
Narayanan Prepageran
-
- LOD38** Transoral Versus Transnasal Approach for Craniovertebral Junction Pathologies
Mario Rigante
-
- LOD39** TBD
Andrea Saladino
-

-
- LOD40** Current trends in the management of recurrent nasopharyngeal carcinoma
Alberto Schreiber
-

- LOD41** TBD
Domenico Solari
-

- LOD42** Particle radiotherapy for re-irradiation of sinonasal, nasopharyngeal and skull base tumors: a cost-benefit analysis
Barbara Vischioni
-

TOPIC: ORBIT

- LOD43** Vascular malformations of the orbit: when surgery is required?
Giacomo Colletti
-

- LOD44** Radiotherapy for uveal melanoma: indications, complications and future perspectives
Maria Rosaria Fiore
-

- LOD45** Comparison between surgical approaches currently available in the management of orbital tumors
Abdulrahman Shawkat Alaa
-

- LOD46** Endoscopic endonasal approach to the orbit: tips and tricks
Peter Valentine Tomazic
-

"ON DEMAND" contents

| ORAL COMMUNICATIONS - OC |

TOPIC: LATERAL SKULL BASE

OC05 Multisession compared to single-session radiosurgery to preserve the hearing in patients affected by sporadic vestibular schwannoma. Preliminary results from a prospective randomized clinical trial
M. Marchetti, V. Cuccarini, S. Morlino, V. Pinzi, C. Iezzoni, L. Fariselli (Milano)

OC07 Triple innervation for recent facial palsy reanimation
F. Allevi, D. Rabbiosi, M. Cucurullo, C. Ciardiello, F. Tarabbia, F. Biglioli (Milano)

OC10 Approach-related complications in extradural anterior petrosectomy
L. Giammattei, T. Passeri, A.L. Bernat, S. Froelich (Paris, France)

OC14 Principi di trattamento delle sincinesie conseguenti a ripresa funzionale scorretta del nervo facciale
C. Ciardiello, F. Allevi, D. Rabbiosi, M. Cucurullo, F. Tarabbia, F. Biglioli (Milano)

OC15 Tricks nell'utilizzo dei lembi microvascolari per il trattamento delle paralisi croniche
D. Rabbiosi, F. Allevi, M. Cucurullo, F. Tarabbia, C. Ciardiello, F. Biglioli (Milano)

OC16 Multiportal endoscopic approach to the middle skull base and the infratemporal fossa: an anatomical study
I. Raponi, F. Giovannetti, P. Priore, G. Barbera, F. Zerini, V. Valentini (Roma)

OC28 Reappraisal of Transpetrosal Approaches for Petroclival Meningiomas: a consecutive single institution series
P. Di Russo, L. Giammattei, A. Fava, A. Hassan, T. Passeri, K. Watanabe, S. Froelich (Paris, France)

OC29 The mini-combined transpetrosal approach: an anatomical study and comparison with the combined transpetrosal approach
A. Fava, P. di Russo, B. Camara, F. Matano, A. Okano, L. Giammattei, S. Froelich (Paris, France)

OC30 Endoscope-assisted far lateral transcondylar approach to craniocervical junction chordomas: case series and cadaveric dissection
A. Fava, P. di Russo, V. Tardivo, T. Passeri, B. Camara, F. Matano, A. Okano, N. Penet, R. Abbritti, L. Giammattei, A.L. Bernat, S. Froelich (Paris, France)

OCPO02 Post-traumatic bilateral facial palsy: descriptive review of the literature and personal experience
D. Parrino, R. Colangeli, E. Zanoletti (Padova)

TOPIC: ORBIT

OC03 Neoplasie dell'orbita: revisione della letteratura ed analisi tra istologia e localizzazione nella nostra esperienza su 50 casi trattati
S. Ulivieri, C. Paracampo, F.V. Muzii, G. Oliveri (Siena)

TOPIC: PARANASAL SINUSES AND ANTERIOR SKULL BASE

OC25 Tuberculum sellae and ethmoid-sphenoidal plane meningiomas: anatomical and clinical considerations on a surgical series over the past 10 years
A. Musumeci, L. Zavatto, G. Barone, B. Masotto, G. Molteni, D. Marchioni, G. Pinna (Verona)

"ON DEMAND" contents

| ORAL COMMUNICATIONS - OC |

OC33 Endoscopic approach for skull base reconstruction in a rare congenital transsphenoidal encephalocele
M. Baldovin, E. Emanuelli, C. Zanotti, S. Munari, L. Denaro, A. Saratziotis (Padova)

OCPO01 Cosa puo' nascondere una massa nasale congenita
M. Baldovin, E. Emanuelli, C. Zanotti, S. Munari, L. Denaro, A. Saratziotis (Padova)

TOPIC: PITUITARY AND CAVERNOUS SINUS

OC06 The suprasellar volume of nonfunctioning pituitary adenomas: a useful tool for predicting visual field deficits
G. Bonomo, G. A. Bertani, G. G. Carrabba, E. Ferrante, M. Pluderi, C. Guastella, L. Pignataro, P. Rampini, G. Mantovani, M. Locatelli (Milano)

OC13 Fattori prognostici nella chirurgia dei cordomi del clivus: analisi retrospettiva di 78 casi
P. Ferroli, E. La Corte, M. Broggi, A. Raggi, S. Schiavolin, F. Acerbi, G. Danesi, M. Farinotti, G. Felisati, A. Maccari, B. Pollo, M. Saini, C. Toppo, F. Valvo, R. Ghidoni, M.G. Bruzzone, F. DiMeco (Milano)

OC17 Adenoma GH secernente ectopico nel clivus
G. Tomacelli[°], L. Riccio^{°*}, C. Gianfreda[°], A. Melatini[°] ([°]Lecce, ^{*}Milano)

OC18 Tthe 3F (fat, flap, and flash) technique for skull base reconstruction after endoscopic endonasal suprasellar approach
D. Solari, L.M. Cavallo, T. Somma, F. Esposito, O. de Divitiis, C. Baiano, G. Guizzardi, P. Cappabianca (Napoli)

OC19 The endoscopic endonasal approach for pediatric craniopharyngiomas: our experience
E. d'Avella, D. Solari, L.M. Cavallo, F. Esposito, O. de Divitiis, G. Miccoli, M.R. Scala, P. Cappabianca (Napoli)

OC20 The role of endoscopic endonasal approach in the management of unconventional and large/giant pituitary adenomas
D. Solari, A. De Rosa, V. De Lucia, T. Somma, L.M. Cavallo, E. d'Avella, F. Esposito, O. de Divitiis, P. Cappabianca (Napoli)

OC21 The endoscopic endonasal approach for clival chordomas: an italian multicentric study
E. d'Avella, L.M. Cavallo, D. Solari, I. Bove, C. Mastantuoni, P. Cappabianca (Napoli)

OC22 Prediction of high proliferative index in pituitary macroadenomas using mri-based radiomics and machine learning
D. Solari, L. Ugga, R. Cuocolo, E. Guadagno, A. D'Amico, T. Somma, P. Cappabianca, M.L. Del Basso de Caro, L.M. Cavallo, A. Brunetti (Napoli)

OC23 Risultati a lungo termine in radiochirurgia per craniofaringioma: esperienza monoistituzionale
S. Morlino, M. Marchetti, V. Pinzi, C. Iezzi, F. Ghielmetti, A. Viola, L. Fariselli (Milano)

OC24 Surgical treatment of pituitary adenomas: the Verona skull base team experience
A. Musumeci, L. Zavatto, G. Barone, G. Molteni, D. Marchioni, G. Pinna (Verona)

OC26 La radiochirurgia nel trattamento degli adenomi ipofisari: analisi monoistituzionale
M. Marchetti, A. Viola, S. Morlino, C. Iezzi, M.L. Fumagalli, V. Pinzi, L. Fariselli (Milano)

OCPO03 Surgical treatment of a rare fusiform cells sellar oncocytoma: case report
L. Zavatto, A. Musumeci, G. Barone, G. Molteni, D. Marchioni, G. Pinna (Verona)



TARGET AUDIENCE

ENT, neurosurgeon, radiotherapist, maxillo-facial surgeon, neuroradiologist, neurologist, in addition to other healthcare professionals whose scope of practice includes skull base surgery. Residents and Fellows.

OFFICIAL LANGUAGE

The official language of the meeting is English without simultaneous translation. **We kindly ask to all speakers to prepare their slides/mp4 videos in English.**

RULES FOR SPEAKERS/PANELISTS/LECTURES/ COMMUNICATORS

You need to provide a mandatory signed COI declaration.

The speech will be subject to CME accreditation, therefore, we request compliance with the following rules:

- the teaching activity shall be objective, balanced and not influenced by direct or indirect interests of stakeholders with commercial interest;
- the supervisor/teacher shall not include in the activity any teaching advertising of any kind for specific products of medical interest, shall indicate only generic names of drugs, instruments, principals and not their trade names, even if related to the subject matter;
- the supervisor/teacher shall not project images covered by copyright, identifying images of drugs or equipment and images that can violate patient privacy.

AUDIOVISUAL EQUIPMENT

16:9 projection will be provided. Speakers are kindly requested to contact the AV technician located inside the meeting hall well in advance. **The use of personal laptop (Mac/PC) is highly recommended, remind own adaptor for Mac device.**

The presentation will be forwarded through Local Area Network (LAN) directly to the Video Projector.

Each Speaker shall collect their technical material at the end of the session or at the latest at the end of the day. The Organizing Secretariat accepts no responsibility for any lost audio-visual material that was not collected or left unattended. **Remember to adhere strictly to the time allotted for each presentation.**

ATTENDANCE CERTIFICATE

At the end of the Congress an attendance certificate will be given to all registered participants.

VARIATIONS

The Scientific and the Organizing Secretariats reserve the right to make any change to the program they deem necessary for scientific and/or technical reasons.

E.C.M. – Educazione Continua in Medicina

Only for Italian Participants

Il Provider My Meeting n. 1396 ha accreditato l'evento **RES Videoconferenza (1396-332775)** con **n. 10 crediti E.C.M.** per la categoria **MEDICO CHIRURGO** discipline:

Anestesia e Rianimazione	Chirurgia Maxillo-Facciale
Neurochirurgia	Oncologia
Neurologia	Pediatria
Neuroradiologia	Radioterapia
Otorinolaringoiatria	Anatomia Patologica
Radiodiagnostica	Oftalmologia

Percorso formativo accreditato **n. 10 ore:**

Giovedì 11 Novembre dalle ore 14:00 alle ore 19:15

Venerdì 12 Novembre dalle ore 08:30 alle ore 13:45

Accreditamento Nazionale per n. 100 partecipanti certificati dal Provider My Meeting secondo le normative della CNFC pubblicate sul sito www.agenas.it

L'attestato, conferente i crediti, sarà spedito via e-mail con posta certificata PEC ai partecipanti che avranno frequentato il percorso formativo (90% del monte ore) e riconsegnato il fascicolo E.C.M. debitamente compilato al termine dei lavori. **Per coloro che si connettono da remoto sarà possibile acquisire i crediti formativi** compilando il questionario ECM e un'autocertificazione che attesti la presenza online all'evento, i documenti saranno forniti dal Provider. I questionari di apprendimento e gradimento **saranno disponibili on line per 72 ore al termine dell'evento.** Sarà valutato positivamente solo chi avrà risposto correttamente al 75% delle domande del test di apprendimento.

Obiettivo formativo Tecnico-Professionale

"CONTENUTI TECNICO-PROFESSIONALI (CONOSCENZE E COMPETENZE) SPECIFICI DI CIASCUNA PROFESSIONE, DI CIASCUNA SPECIALIZZAZIONE E DI CIASCUNA ATTIVITÀ ULTRASPECIALISTICA. MALATTIE RARE (18).

L'obiettivo del Congresso è stimolare un confronto aperto tra diversi specialisti, proprio come avviene negli incontri di équipe multidisciplinare della pratica clinica quotidiana. L'approccio multidisciplinare, dove specialisti diversi uniscono le loro competenze, è diventato un aspetto essenziale per garantire ai malati le migliori cure possibili. Tale considerazione è valida anche e soprattutto nella gestione di patologie localizzate in una sede anatomica che rappresenta una zona di confine tra aree di gestione proprie di diversi specialisti: il basicranio. I temi del congresso saranno affrontati attraverso "round table" e "focus lecture" allo scopo di creare un'occasione di scambio e crescita professionale, per arricchire le competenze scientifiche di ciascuno di noi e per aprire nuove possibilità terapeutiche per i nostri pazienti.

GENERAL INFORMATION

The XVI National Congress SIB will take place as an

**HYBRID
EVENT**

register and follow the event online:

<https://sibcongress2021.livebit.it/>

Don't lose the opportunity to participate
in the VIRTUAL Congress!

MEETING VENUE

ONLY FOR INVITED FACULTY IN PRESENCE



Università degli Studi dell'Insubria

Aula Magna "Granero-Porati"
Via J. H. Dunant, 3 – 21100 Varese
<https://www.uninsubria.it>

Main Distance

- Varese Railway Station Trenitalia and Trenord 3 km (10')
- Milano Linate Airport 75 km (70')
- Milano Malpensa Airport 40 km (35')
- Bergamo Orio al Serio Airport 100 km (90')
- Downtown 3,5 km (15')

Free parking near University entrance or at Collegio Carlo Cattaneo



SIB
Società Italiana del Basicranio

REGISTRATION FEES

• SIB Members*	EURO 0,00
• SIB NON Members	EURO 130,00
• GOS Member Gruppo Giovani Otorinolaringoiatri	EURO 90,00

**in compliance with the 2021 membership fee*

The registration fee includes:

- attendance to all scientific sessions LIVE and ON DEMAND contents
- congress kit for Faculty in presence
- attendance certificate
- entrance to the virtual exhibition area
- F&B provided during the event on site

For the company staff are provided free entrance on site and free access code for virtual platform based on sponsorship agreement.

For Italian participants only

ISCRIZIONI A CARICO DI ASL E AZIENDE OSPEDALIERE

In caso di richiesta di emissione fattura nei confronti di enti esenti IVA, quali ad esempio A.S.L. o Aziende Ospedaliere, il partecipante dovrà farne richiesta al momento dell'invio della scheda di iscrizione, barrando l'apposita casella.

La A.S.L./A.O. è tenuta a inviare a My Meeting, contestualmente alla scheda di iscrizione, i dati necessari all'emissione della fattura elettronica (codice univoco) e a effettuare il pagamento della quota ESENTE IVA vista fattura. Una volta emesse le fatture non potranno essere modificate. In caso di mancata partecipazione dell'iscritto, NON è previsto il rimborso.

Società SIB - only for italian people

Sono associati le persone o enti che verseranno la quota di associazione stabilita annualmente dal Consiglio Direttivo. **Per l'anno 2021 la quota associativa è di Euro 100,00 valida per l'anno solare.** La scheda di iscrizione o rinnovo della quota associativa è disponibile sul sito www.societabasicranio.it e potrà essere compilata direttamente online, pagamento con carta di credito o bonifico bancario.

ASSEMBLEA SOCI SIB e VOTAZIONI CONSIGLIO DIRETTIVO

L'assemblea dei Soci SIB si terrà **online giovedì 11 novembre 2021 alle ore 19:30** su piattaforma Zoom, i Soci riceveranno il link via e-mail. I **seggi elettorali online** per le votazioni del nuovo Consiglio Direttivo SIB saranno aperti **dalle ore 20:00 di giovedì 11 novembre alle ore 11:00 di venerdì 12 novembre 2021 sulla piattaforma virtuale del Congresso.** Per accedere alla piattaforma è **necessario iscriversi al Congresso.** Avranno diritto di voto i Soci in regola con il pagamento della quota associativa 2021.

HOW TO REGISTER AND HOW TO PAY

To subscribe to this event is necessary to fill the digital **Registration Form** available on the dedicated website and send it together with payment (credit card or bank draft) to the Organizing Secretariat My Meeting.

[Click here for Registration now!](#)

The registration will be confirmed by e-mail with a voucher containing the **ACCESS CODE** for enter in the virtual platform of the congress.

No registration will be processed unless accompanied payment.

A receipt of payment for the total amount will be issued directly by My Meeting Srl.



CANCELLATION POLICY

No refunds will be made for cancellations.

Notification of cancellation or substitutions must be made in written to the Organizing Secretariat.

PRIVACY

Pursuant to General Data Protection Regulation (EU) 2016/679 ("GDPR") of the European Parliament and Council of 27 April 2016 and to art. 13 of Legislative Decree 196 of 30 June 2003 on data protection and privacy and free circulation of personal data, we wish to inform you of the following:

Data controller and processor: My Meeting Srl represented in person by Dr. Cristina Federici – Via 1° Maggio 33/35 – 40064 Ozzano dell'Emilia, Bologna, Italy.
C. F. / P. IVA 02759781202 – Tel +39 051 7969711 – e-mail: info@mymeetingsrl.com

Purpose of data processing: Your personal data freely communicated and acquired for this event will be electronically and manually processed in order to follow up requests and to document your participation in the event as well as to fulfill legal obligations. The data may be disclosed and provided to different, but well-identified subjects who, in various capacities, contribute to or participate in the event, as well as to the competent Authorities according to the provisions of law and, possibly, to AGENAS for CME purposes. With your specific consent, your data will be used to send a periodic newsletter updating you on events of interest organized by My Meeting.

Personal data storage: My Meeting Srl shall store your personal data for the time needed for the management of the above-mentioned activities and avoiding in any case long term storage and enabling the data subject to exercise their rights. Your personal data will be stored for 10 (ten) years, unless the data subject undertakes actions to confirm consent to the use of their personal data.

The signature placed on the "Registration Form" represents acknowledgement of this information and the above rights and entails consent to personal data processing and communication for the above-indicated purposes. Failure to consent will preclude participation in the event.

SIB MEMBERSHIP SECRETARIAT • PCO and CME Provider Standard N.1396



My Meeting S.r.l.

Via 1° Maggio 33/35 – 40064 Ozzano dell'Emilia (BO), Italy

Ph. +39 051 7969711 – Fax +39 051 795270

info@mymeetingsrl.com – www.mymeetingsrl.com



#CORONAVIRUS

RULES AND BEHAVIORS TO BE FOLLOWED AT THE MEETING VENUE



First of all

PRE-REGISTRATION is mandatory

Remember to bring your own face mask with you!



Keep the social distance of at least 1 meter

If you can't do it, put on the protective mask and make sure the person next to you wears it too ...
if they don't, ask them to do it!

Cover your nose and mouth if you sneeze or cough

After doing so, always remember to clean your hands!

Don't touch your eyes, nose and mouth with your hands



If you feel bad, avoid contact with others and notify to the Organizing Secretariat immediately



1.

Wash your hands often

If you can't, use the sanitizing gel that you find in the special dispensers in the event area.



2.

3.



5.

Your tasks are ended...

We take care of the rest



Every surfaces will be cleaned frequently for the duration of the event



Your body temperature will be measured upon your arrival



Anti-contagion rules will be respected both in the plenary hall and during breaks

Stay **with us**, stay **safe!**

My Meeting

PLATINUM SPONSOR



GOLD SPONSOR

Medtronic



SILVER SPONSOR

SANOFI GENZYME 

stryker

AND








TIMETABLE




SIB
Società Italiana del Basicranio

Thursday, November 11th 2021

Timing	 LIVE PLENARY HALL from Aula Magna Granero Porati	"ON DEMAND" contents always available
10.30 AM 11.30 AM	 Symposium  KARL STORZ – ENDOSKOPE	<p>■ PERCORSO NON ACCREDITATO ECM ■</p> <p>History Session</p> <p>Invited Faculty Lectures</p> <p>Oral Communications</p>
12.00 PM 01.00 PM	 Symposium 	
01.30 PM	Registration	
02.00 PM 02.15 PM	Opening remarks	
02.15 PM 02.45 PM	Lectio Magistralis - Ricardo Carrau	
02.45 PM 05.00 PM	First Session PITUITARY AND MIDDLE FOSSA	
05.00 PM 07.15 PM	Second Session POSTERIOR FOSSA	
07.30 PM	General Assembly of SIB Members and opening of online election for SIB Board 2021-2023	

Friday, November 12th 2021

Timing	 LIVE PLENARY HALL from Aula Magna Granero Porati	"ON DEMAND" contents always available
08.30 AM 10.15 AM	Third Session LATERAL SKULL BASE	<p>■ PERCORSO NON ACCREDITATO ECM ■</p> <p>History Session</p> <p>Invited Faculty Lectures</p> <p>Oral Communications</p> <p>Industry Video/Simposia</p>
10.15 AM 12.00 PM	Fourth Session PARANASAL SINUSES, ANTERIOR SKULL BASE	
12.00 PM 01.45 PM	Fifth Session ORBIT	
01.45 PM	Presentation of the new-elected SIB Board 2021-2023	
	Closing remarks	

Medtronic

Engineering the extraordinary

Look at the future and
Discover our technology





KS 46 2.0.03/2015/A-E

Always a Good Choice

KARL STORZ Instruments

STORZ
KARL STORZ – ENDOSKOPE